Lesson 22.1 Jesus feeds the five thousand

K – 2 Lesson Plan

Based on *Friends and Heroes DVD Episode 22: The Big Lift*

Bible story: Jesus feeds the five thousand (Mark 6:30-44)

Learning objectives

- To be able to retell the story of Jesus feeding five thousand people
- To reflect on their own behavior
- To enjoy eating and sharing together

Learning links

- *What does it mean to belong? What responsibilities do we have when we belong to a group?*
- *Tell real and imagined stories using the conventions of story language*
- *Comprehension skills - draw conclusions; main idea; write a letter*
- *Draw or write to reflect ideas, opinions and understanding*

Resources you will need

- Worksheet 22.1a (one per student)
- Worksheet 22.1b (one per student)
- Food for a picnic (e.g., drinks, fruit, crackers or other small snacks)
- Items for the Display – see below

Please note that worksheets can be printed in color or black and white.

Display – **Create a display in your classroom of the story characters, along with objects, books, puppets, pictures and the key questions connected with the Bible story focused on in this lesson.**

- A table cloth
- A picnic basket
- Five loaves and two fish (plastic or pictures)
- Story books about the feeding of the five thousand
- A picture of the fields around Lake Galilee

Lesson outline

Watch first part of Episode 22.
Key questions and Worksheet 22.1a.
Discussion about behavior followed by Worksheet 22.1b.
Class picnic.

Note: There are stills from each episode which you might find helpful. You will find them on the DVD in Extras.

Sample only
Subject to change

© 2011 Friends & Heroes Productions Ltd.

Lesson 22.1 Jesus feeds the five thousand

Based on *Friends and Heroes DVD Episode 22: The Big Lift*

1st First step

In the Friends and Heroes adventure story the people in Jerusalem are very hungry, they are starving. This episode focuses on how God provides in times of need, especially if we all work together to help one another.

While standing in Toadie's stolen grain store Lucius and Macky remember the story of when Jesus fed five thousand people with only five loaves and two fish.

Before watching the film clip, briefly discuss how it feels to be hungry and then to have food. Talk about picnics, enjoying food outdoors and eating with other people – family, friends, etc.

Watch Episode 22 until 10:58 minutes just after Macky has shared his ideas with Isaac, Devorah and Abe.

? Key questions – Use these questions to encourage students to connect their own experiences with the events and characters in the program. Include the key questions on your display.

Why did all those people want to listen to Jesus?

What do you think the people learned from Jesus?

How do you think the disciples felt when all they could find was five loaves and two fish?

How do you think the disciples felt when sharing the food?

How did the people feel about being a part of this giant picnic?

I wonder what happened to the leftovers?

Would you have liked to have been there? Why?

I wonder what you thought was the most important part of the story?

Sample only
Subject to change

© 2011 Friends & Heroes Productions Ltd.

Lesson 22.1 Jesus feeds the five thousand

Based on *Friends and Heroes DVD Episode 22: The Big Lift*

Story focus and Activity

Bible reference: Mark 6:30-44
Jesus feeds the five thousand

Students may already be familiar with this story. However, recap the events of the feeding of the five thousand using storybooks from your display to help you.
Use the key questions to explore the story further.
Follow this with Worksheet 22.1a.

In the story Jesus tells the people that they must be kind and help everyone, even the Romans. "Treat everybody as you would like them to treat you."
What did Jesus mean by this?

Think about the Friends and Heroes story. Who helps who?
Macky is trying to help the people in Jerusalem.
Lucius and Portia are helping Macky.
Tobias is not helping anyone but himself!
Who is behaving in the way that Jesus is talking about?

Now give students Worksheet 22.1b, challenging them to think about their own behavior. Encourage students to consider what this means for them.
How would they like to be treated?
How should they treat others?

To conclude...

Have a class picnic, enjoy sitting outside together sharing a small snack. Emphasize that you are all sharing food and time together. Everyone can help clean up. What will you do with any leftovers?

Sample only
Subject to change

© 2011 Friends & Heroes Productions Ltd.

Name:	Date:

Worksheet 22.1a

Draw a picture of the most important part of the story of Jesus feeding the five thousand.

Imagine you were in the story.
Write a postcard to your friend telling them what happened.

Dear...

Sample only
Subject to change

© 2011 Friends & Heroes Productions Ltd.

Name:	Date:

Worksheet 22.1b

"Treat everybody as you would like them to treat you."

What would you do? Draw yourself in the picture.







What are you doing in the pictures? _____

_____

Sample only
Subject to change

© 2011 Friends & Heroes Productions Ltd.