



Lesson 22.1: Jesus feeds the five thousand

(Mark 6: 30-44)

Episode 22 - The Big Lift [Episode 22 timing: 0:00 to 10:11]

Objective

- To explore the theme of God's provision

Summary of resources required this lesson

- Friends and Heroes Episode 22
- DVD player
- Bread and fillings – to make sandwiches
- A copy of the wordsearch for each child (*Printable Resources – page 7*)
- Pens or pencils
- Four (or more) Bibles
- Four pieces of paper with Bible references (*see In Deeper for reference details*)

Summary of Friends and Heroes story

The besieged people of Jerusalem are starving. Macky discovers the large stock of grain that Tobias has taken from a local villager. He now needs to work out a plan to help the people in the city.

Prepare yourself - *Remember to pray first!*

Watch Episode 22: Note how God has provided enough grain. It's actually the siege, coupled with Tobias, requisitioning the farmer's grain, that is causing the starvation problem in Jerusalem.



Starting off

Baking / Sandwich making

Materials

- Episode 22 and DVD player
- Bread and fillings – to make sandwiches

Make sandwiches which will be cut and shared towards the end of the session.

This food preparation should take place before you watch the first part of Episode 22 as a group.

While making the sandwiches, tell the children that bread is going to play an important part in today's episode. Discuss how bread is made and where flour comes from. Explain how some bread is made with yeast and some isn't. Point out that often during Jesus's time people ate unleavened bread.

Watch the episode from the beginning until the end of the scene with Macky and Lucius in the grain tent (when Macky is faced with the problem of how to get the grain into Jerusalem) [stop point = 10:11].



In deeper

Wordsearch, Bible search and discussion

Materials

- A copy of the wordsearch for each child
(*Printable Resources – page 7*)
- Pens or pencils
- Four (or more) Bibles
- Four pieces of paper with Bible references
(*see Preparation below for details*)

Preparation

- Write the following Bible references on four sheets of paper (a different reference on each piece):

Matthew 14: 13-21

Mark 6: 30-44

Luke 9: 10-17

John 6: 1-13

This exercise introduces the children to finding references in the Bible and the fact that there are four gospels describing Jesus's time on earth.

Distribute copies of the wordsearch and pens or pencils to all the children. At the same time, if possible, divide your group into four teams. Tell the children that the wordsearch is based on today's Bible story, Jesus feeding the five thousand. Set the challenge: which team will be the first to find all the words?

When the task is completed, go through with everyone where all the words are placed in the grid.

Afterwards, tell the children that they are going to continue searching for words – but this time it will be whole stories in the Bible. Give at least one Bible to each team, together with one of the Bible reference sheets. Point out that each team has a different reference -- one is from Matthew, one from Mark, another from Luke, and the final one from John.

When the teams have found their own references, ask them quietly to find out what the story they have found is about. Then, in turn (from Matthew through to John) ask each group what their story is. The revelation is that each story is the story of Jesus feeding the five thousand.




If you have good readers, get a person from each team to read their particular version aloud. Ask the whole group to listen and see if they can spot any significant difference between the versions. If you don't have good readers, you may have to do this yourself. [The significant difference comes in the final version (John's), when the bread and fishes are supplied by a boy in the crowd.]

Take some time to discuss the difference, and the fact that, although the boy isn't mentioned in the other versions, his providing of the food isn't necessarily ruled out. Discuss the story generally -- the miracle of feeding all those people from so little, and then having baskets of leftovers! Then widen this, by getting the children to think about the miracle of nature itself: how everything we have, all the food we eat, ultimately derives from God's creation.

Reflect on today's Friends and Heroes episode: note that there was enough grain to feed the people, but was just in the wrong place! (Macky will have to come up with a plan -- and we'll see what he does next time!)

Finally, point out that the boy, who appeared in John's version of the story of Jesus feeding the five thousand, is not left out of in the wordsearch that the children have just done. The word "Boy" is there too! Can they find it?



Prayer time

FRIENDS
AND
HEROES

Materials

- Sandwiches made during Starting Off

Cut the sandwiches you have made together.

Share the pieces out among yourselves.

Point out that all food ultimately comes from God, and that God has made a world of plenty. Unfortunately humans sometimes don't share things - a bit like Tobias and the grain in today's episode.

God made everything for everyone: not just a few people. We should always remember this.

Now pray something similar to the following:

Dear Creator God

*You have made everything.
The earth, the moon, the stars, the sun.*

*You have created us;
and all that we need is here on earth.
There is enough food for everyone.*

We praise you for this world of plenty.

*We pray that when people and nations need to give food
To others who, for some reason,
are short of what they need,
they do not hesitate.*

You are a generous and giving God.

We pray that we may become generous and giving too.

Amen



Printable Resources


Lesson 22.1 – Wordsearch: Jesus feeds the five thousand



- Can you find the following words in the grid below?
All the words are linked to the story of Jesus feeding the five thousand.

- SHARING
- JESUS
- DISCIPLES
- TWELVE
- CROWD
- TWO
- FISHES
- LOAVES
- BASKETS
- MIRACLE
- FIVE
- THOUSAND
- HUNGRY
- LEFTOVERS

S	H	A	R	I	N	G	O	W	Q	F	I	V	E
R	W	F	P	A	X	Z	T	Y	L	F	K	L	I
E	Q	Z	T	D	V	G	K	D	O	A	J	Y	U
V	E	L	H	I	C	J	W	S	A	O	E	T	L
O	R	B	O	Y	B	O	V	M	V	B	R	H	H
T	K	L	U	F	R	R	U	Z	E	A	N	C	Y
F	D	I	S	C	I	P	L	E	S	S	O	M	H
E	T	O	A	B	I	T	I	Z	D	K	K	I	L
L	A	J	N	Z	W	Y	V	F	S	E	H	R	O
Q	U	E	D	E	X	R	N	U	I	T	L	A	J
U	A	S	L	W	O	G	T	B	A	S	L	C	I
O	L	V	G	N	I	N	J	E	P	W	H	L	O
M	E	C	A	F	D	U	I	F	L	E	V	E	M
T	W	O	S	A	R	H	I	E	J	E	S	U	S



Printable Resources

Lesson 22.1 – Wordsearch Solution



- This is the wordsearch solution, including the hidden "BOY", which is discussed in the In Deeper section.




S	H	A	R	I	N	G	O	W	Q	F	I	V	E
R	W	F	P	A	X	Z	T	Y	L	F	K	L	I
E	Q	Z	T	D	V	G	K	D	O	A	J	Y	U
V	E	L	H	I	C	J	W	S	A	O	E	T	L
O	R	B	O	Y	B	O	V	M	V	B	R	H	H
T	K	L	U	F	R	R	U	Z	E	A	N	C	Y
F	D	I	S	G	I	P	L	E	S	S	O	M	H
E	T	O	A	B	I	T	I	Z	D	K	K	I	L
L	A	J	N	Z	W	Y	V	F	S	E	H	R	O
Q	U	E	D	E	X	R	N	U	I	T	L	A	J
U	A	S	L	W	O	G	T	B	A	S	L	C	I
O	L	V	G	N	I	N	J	E	P	W	H	L	O
M	E	C	A	F	D	U	I	F	L	E	V	E	M
T	W	O	S	A	R	H	I	E	J	E	S	U	S

Extra, extra!

Lesson 22.1 – Sharing what we have

Can you help this friend of Jesus deliver his bread?



Jesus replied, "I am the bread of life. Whoever comes to me will never be hungry again. Whoever believes in me will never be thirsty.

John 6:35 [New Living Translation]