

Lesson 1.1: Being brave

Based on *Friends and Heroes DVD Episode 1: Long Journey*

Bible story: *Daniel in the Lions' Den (Daniel 6:1-24a)*



Learning objectives

- Explore the emotions associated with fear and courage
- Listen to and be able to retell the story of Daniel

Learning links

- Share Bible stories and explore how God speaks to us through these stories
- Become aware that people's beliefs and values affect their actions
- Seeing things from another point of view
- Understand the content and meaning of a story
- Retell stories, ordering events using story language
- Draw or write from personal experience



Resources you will need

- Color picture cards (images of Macky, Samuel, Diana, Leah and Rebecca) (Printable Resource) You may wish to laminate these sheets.
- Worksheet 1.1a (one per student)
- Worksheet 1.1b (one per student)
- Music CD and associated resources (optional, see Story focus)
- Items for the Display – see below

Please note that worksheets can be printed in color or black and white



Display – Create a display in your classroom of the story characters, along with objects, books, puppets, pictures and the key questions connected with the Bible story focused on in this lesson.

- A collection of 'Daniel in the Lions' Den' storybooks
- Lion puppets and pictures
- Pieces of art interpreting the story
- Pictures of people being brave
- Faces that are afraid

Lesson 1.1: Being brave

Based on *Friends and Heroes DVD Episode 1: Long Journey*

Lesson outline

Introduce characters.

Discussion using key questions.

Watch first part of Episode 1.

Recap story of Daniel.

Story focus using Worksheet 1.1a.

Conclusion using Worksheet 1.1b.

1st

First step

Before watching the program, use the character picture cards and introduce students to the main characters they will meet in the episode.

Character biographies:

Macky – is bright, funny and courageous. He lives with his dad and mom, Samuel and Diana, in Alexandria, a city in Egypt. He gets involved in adventures helping the Friends of Jesus who the Romans are trying to harm.



Samuel – is Macky's father, and he is a silversmith. He's a warm, friendly and wise man. He is Jewish but has joined the Friends of Jesus.

Diana – is a dressmaker and always looks smart. Diana loves her family and helps the Friends of Jesus too.



Leah – is 5 years old and the sister of Rebecca. She's funny and bright but gets into trouble sometimes! Her father is Daniel and he's trying to help the Friends of Jesus.

Rebecca – is 8 years old and Leah's older sister and Daniel is her father too. Leah and Rebecca leave their father behind in a place called Galilee and travel to Alexandria to live with Macky's family where they will be safe.



Lesson 1.1: Being brave

Based on *Friends and Heroes DVD Episode 1: Long Journey*



Key questions – Use these questions to encourage students to connect their own experiences with the events and characters in the program. Include the key questions on your display.

Ask students to think about a time when they felt afraid. Use the following questions to draw out that when we are afraid we have to be brave.



Story focus and Activity

Bible reference: Daniel 6:1-24a
Daniel in the Lions' Den

Watch Episode 1 until 13:05 minutes. Stop when Diana asks the girls to join the family meal.

Ask students to identify who was afraid and then overcame their fear. Who was brave?

Focus on the Bible story, Daniel in the Lions' Den. Briefly recap the story and then using Worksheet 1.1a, ask students to draw and/or write about what they thought was the most important part of the story of Daniel.

Now ask students what we can learn from Daniel about being brave. Using the second part of Worksheet 1.1a, ask them to draw and/or write about a time when they have been brave.

If you have time, give students an opportunity to share their drawings, thoughts and ideas in pairs/groups/as a class.

We have a song about Daniel in the Lions' Den called 'Daniel'. You can add music and song activities to your lesson using our music CD, What about Love? : Bible songs inspired by Friends and Heroes Series 1. Click here to learn more:

www.friendsandheroes.com/songtime

Lesson 1.1: Being brave

Based on *Friends and Heroes DVD Episode 1: Long Journey*

To conclude...

Use the Friends and Heroes character cards to remind students of their names and then ask students what questions they would like to ask the characters about the events in the story.

These questions could be recorded on a whiteboard or older students can record their questions on Worksheet 1.1b. Once students have recorded their questions, you may wish to follow this with a class discussion where you try to answer some of the questions.


SAMPLE

Name:

Date:

Worksheet 1.1a

Brave Daniel



I think the most important part of the story is...



Because...

This is me being brave...



Name:

Date:

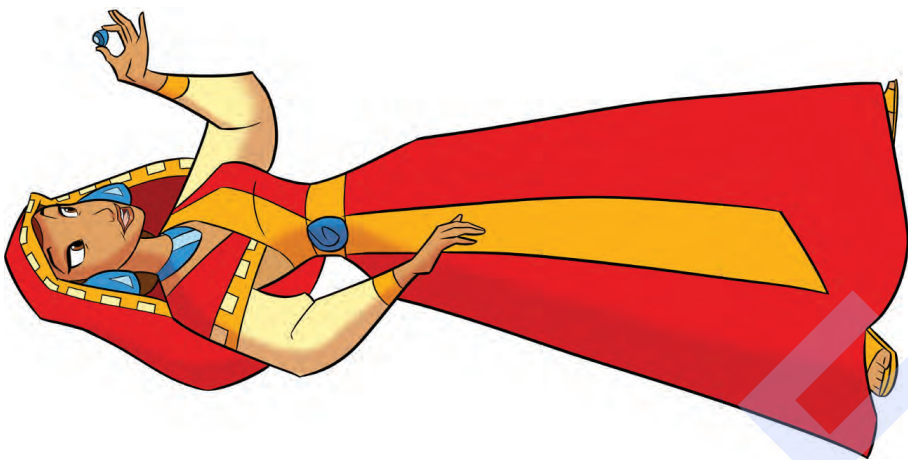
Worksheet 1.1b

What questions would you like to ask the characters in the story?



Three large, red-outlined speech bubble shapes, each containing two horizontal lines for writing.





Diana



Samuel



Leah




Rebecca

SAMPLE



Portia



Macky

SAMPLE